



Fort Atkinson Police Department Annual Report



2014

Table of Contents

• The Year in Review	1
• Index Crimes	2
• Cases with Reports	3
• Traffic Related Enforcement Activity	4
• Calls for Service by Month	5
• Days of Week Comparison	6
• Calls for Service by Time of Day & Shift	7
• Top 10 Calls for Service by Location	8
• Community Outreach Programs & Initiatives	9
• 2015 and Beyond	10
• Agency Mission, Vision & Shared Values	11

A Quick Review of 2014

- **Operations:**

- Calls for Service decreased 9% from 11,909 in 2013 to 10,799 in 2014. Calls with reports also decreased by 9% from 3,151 in 2013 to 2,912 in 2014.
- Successful implementation of the newly formed Community Policing Team

- **Personnel Changes:**

- Retirement: With 13 ½ years of service as the Chief of Police for the City, Chief Tony Brus retired in July 2014. Chief Brus should be proud to know that his work and achieved department goals has helped the agency evolve into a professional and well respected department within the law enforcement community.
- New Employee: Adrian Bump, Chief of Police was hired on with the agency on September 29, 2014.
- Employment Status Change: Dispatcher Tiffany Cross submitted her letter of resignation in early December 2014. Although we are losing Tiffany to a new full time career that will better fit her family needs, we are fortunate to have retained her in a part time status in the same position.

- **Training:**

- Employees of the department attended a wide range of training to include topics related to Patrol Operations, Tactics, Investigations and Legal Updates. All department personnel have met the training requirements set forth by Wisconsin Training & Standards. Updates in the area of training include:
 - Roll Call Training was implemented in 2014. Taking advantage of quick opportunities during daily shift briefings allow us to update officers on law changes, safety issues and trends in law enforcement.
 - The agency updated its training record keeping system so it is compliant with Training & Standards software and new requirements.
 - The agency has implemented an online training component to its delivery methods.

- **A Few Highlights of Services Offered:**

- Wisconsin DMV/CVR #'s: Total Transactions: 1442 Revenue Generated: \$9,207.00
- Prescription Drug Drop Off resulted in the proper collection and disposal of over 600 pounds of prescription medications.

- **Grants:**

- Awarded the 2014 BOTS "Click it or Ticket" grant (\$4000)
- Applied for Equipment Grant through Enbridge in November. Award decision pending (\$1000)

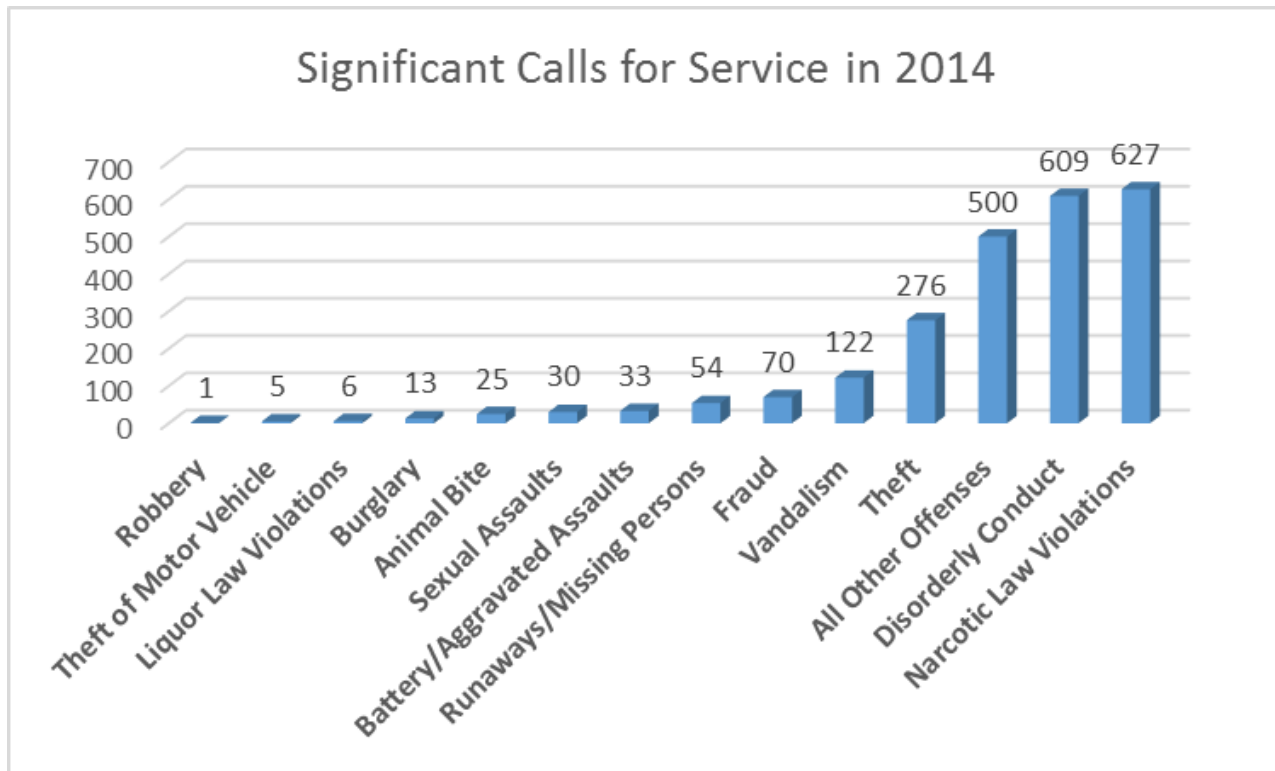
Index Crimes by Comparable Populations (2012)

City/Town/Village	No. of Officers	Population	Violent Crime	Murder	Rape	Robbery	Agg Assault	Prop Crime	Burglary	Larceny	MV Theft	Arson	Total
Whitewater	24	14,769	17	0	5	1	11	265	44	219	2	0	564
Hartford	24	14,277	8	0	0	2	6	317	43	269	5	0	650
Whitefish Bay	24	14,182	11	0	1	5	5	191	14	170	7	0	404
Greendale	29	14,117	11	0	0	1	10	522	27	489	6	0	1066
Chippewa Falls	23	13,738	28	0	3	4	21	219	55	154	10	0	494
Shorewood	25	13,228	22	0	0	14	8	376	24	340	12	0	796
Glendale	43	12,935	23	0	0	19	4	938	34	867	37	0	1922
Stoughton	20	12,817	13	0	0	4	9	291	23	262	6	0	608
Hudson	21	12,815	6	0	2	0	4	502	29	458	14	1	1016
Fort Atkinson	19	12,407	16	0	0	0	16	269	34	226	7	2	570
Waunakee	18	12,295	3	0	0	0	3	114	18	94	2	0	234
Plover	19	12,135	7	0	2	1	4	222	25	195	2	0	458
Baraboo	26	12,107	25	0	4	2	19	451	52	388	6	5	952
Brown Deer	32	11,980	14	0	0	2	12	335	55	268	11	1	698
Two Rivers	25	11,644	15	0	2	0	13	271	56	203	12	0	572
Grafton	22	11,481	5	0	0	1	4	165	12	151	1	1	340
Cedarburg	19	11,436	2	0	0	0	2	127	14	111	2	0	258
Waupun	17	11,350	9	0	3	0	6	163	24	136	2	1	344
Port Washington	19	11,272	10	0	0	2	8	149	17	131	1	0	318
Platteville	20	11,226	6	0	4	0	2	340	25	313	2	0	692
Marinette	23	10,943	11	0	2	9	0	444	67	360	16	1	910
Monroe	24	10,841	12	0	0	0	12	310	30	272	7	1	644
Hobart-Lawrence	5	10,588	6	0	0	0	6	69	16	59	5	0	161
Burlington	21	10,463	16	0	2	2	12	292	24	266	2	0	616

Above are 24 Wisconsin cities, villages, and towns (CVT's) that are plus or minus 2000 in population from Fort Atkinson. The CVT's are arranged from highest population at the top to lowest population at the bottom. The "average" number of reported Index Crimes is 637 for the 24 CVT's. Fort Atkinson had 570, which is 10% below the average reported Index Crimes for similar sized communities.

Note: Uniformed Crime Report statistics depicted above are for 2012. These figures traditionally are reported by the FBI. The FBI currently is publishing 2012 as the current available crime statistics due to a common lag in their release of information.

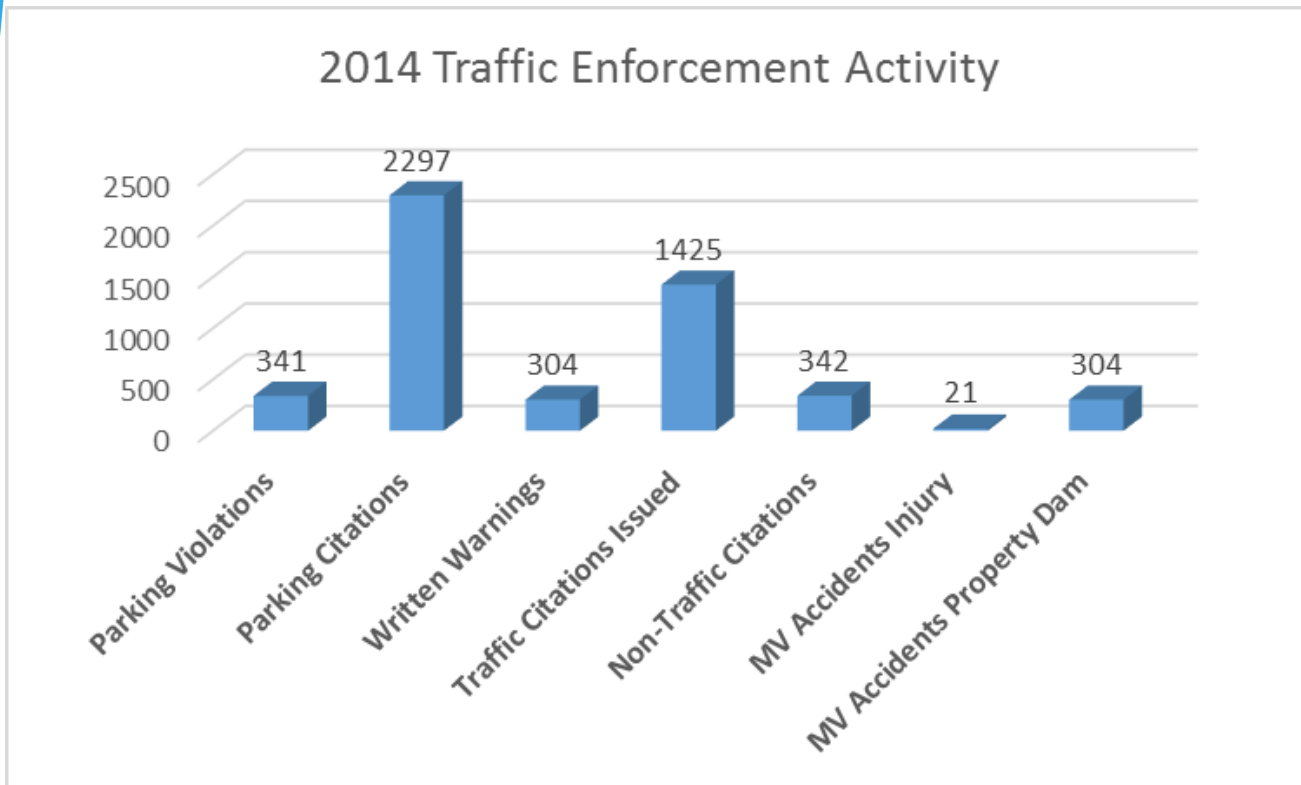
2014 Cases with Reports (10799)



Separate from traffic related activity, Officers were busy addressing and responding to offenses that include Narcotic Violations (627), Disorderly Conduct (609), Theft Complaints (276) and the listed category above “All Other Offenses” (500) which is a combination of the many other situations officers deal with to include emergency detentions, death investigations, medical calls and aiding outside agencies to name a few.

Note: The above graph and numbers do not reflect every case handled or report an officer completed. In 2014 the Fort Atkinson Police Department logged 10,799 case numbers. Within these cases Fort Atkinson Police Officers documented and wrote initial reports, investigative follow-up reports and supplemental reports to primary officer reports. These reports are added into the department records keeping system and result in a significant amount of officer on-duty time. So although 10,799 case numbers were generated in 2014, officers actually wrote and recorded 2,912 written reports. This is a decrease of 239 written reports in 2014 compared to 2013. With our below average officers per capita, this is a significant amount of output and case load per officer.

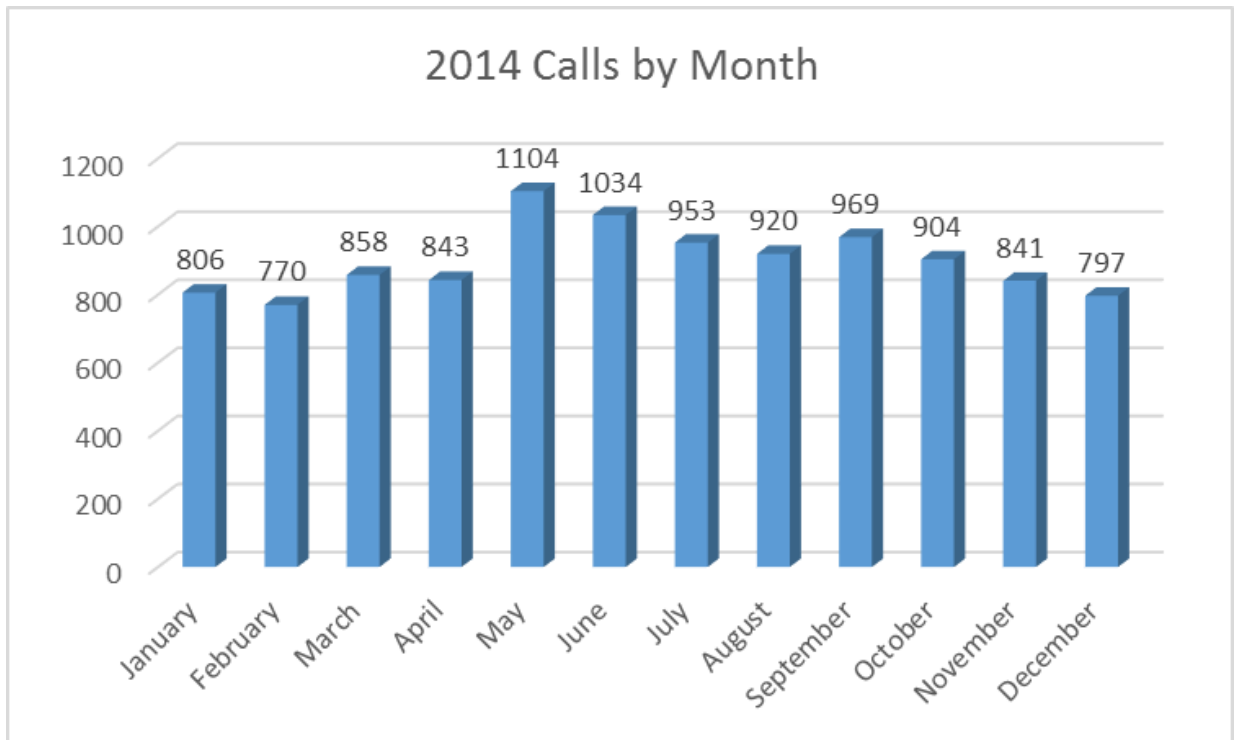
Traffic Related Enforcement Activity in 2014



Traffic Contacts and Arrests make up a large portion of officer activity in our community. Often-times proactive traffic enforcement has a residual impact on nuisance crimes and property crimes through preventive contacts and presence deterrence. Traffic enforcement and the visibility in the community helps keep our community a safer place for people to live, work and visit.

Note: In the above graph, Parking Violations refer to complaints by citizens regarding issues related to parking that officers helped mediate or address. Parking Citations are actual citations issued to vehicles related to violations of the City's parking ordinances.

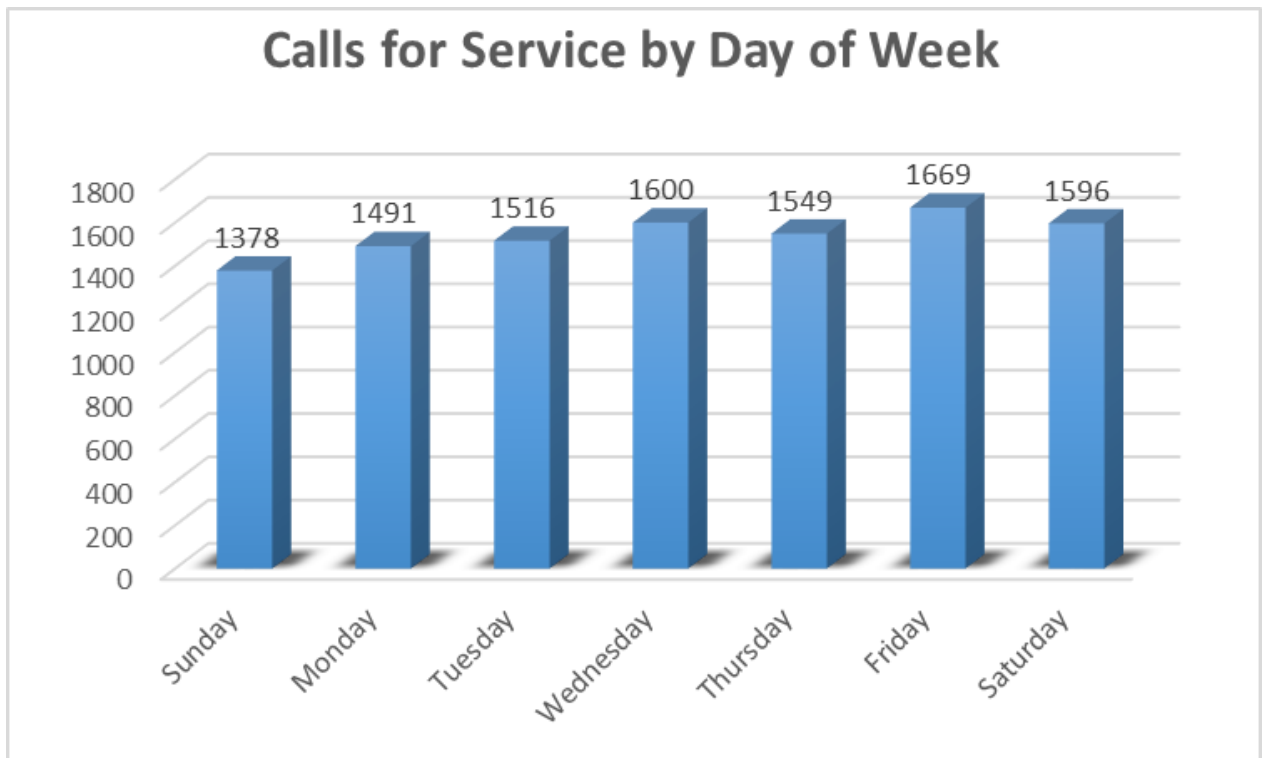
2014 Services by Month



“Calls for Service” and “Reports Taken” totals are not the same. The reason for this is that not every call for service results in a written report or generation of a case number. Services such as school safety checks, bar checks, field interviews, community policing activities, vacation home checks and parking citations are all services provided but not captured through the dispatched calls for service records.

A services distribution by month does not indicate any significant trends. The busy months continue to be in the spring and summer months when people are most active. Late winter and early spring months continue to see lower calls for service. This is a trend consistent with other agencies in the Mid-West.

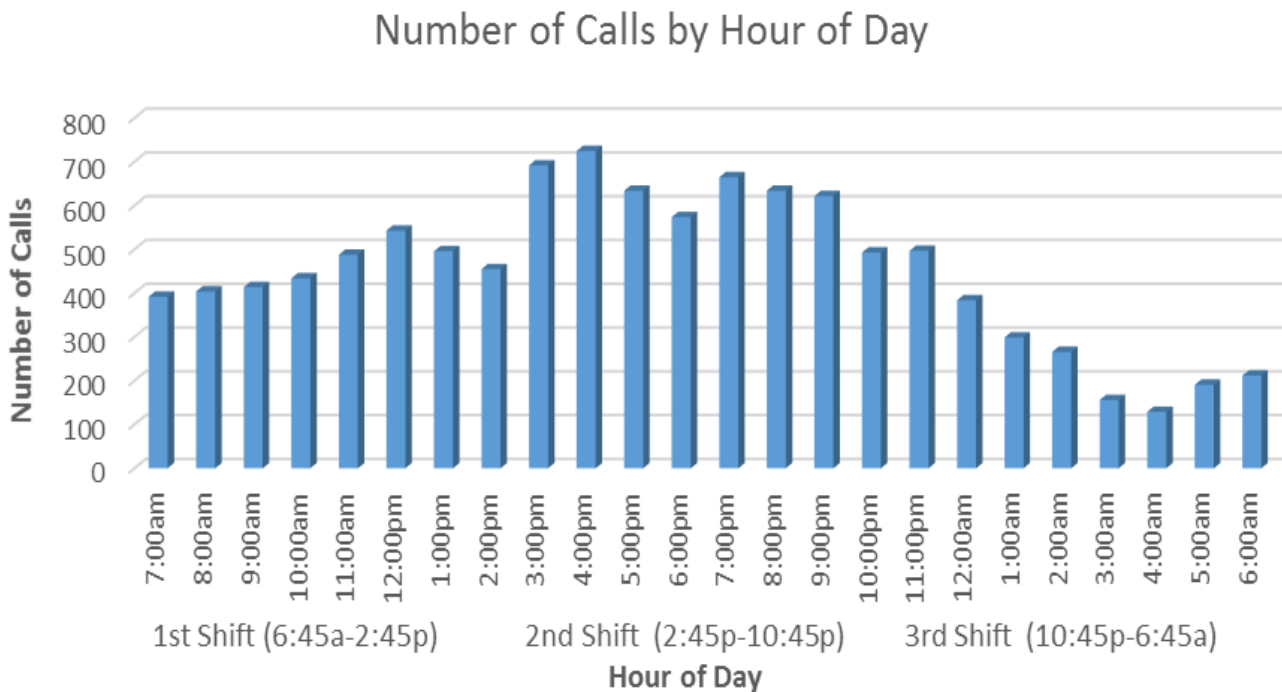
Days of Week Comparison



The bar graph above shows the distribution of calls for service by the day of week for the entire year. The busiest day of the week is Friday with 1669 calls for service. The least busy day of the week are Sundays with only 1378 calls for service through the year.

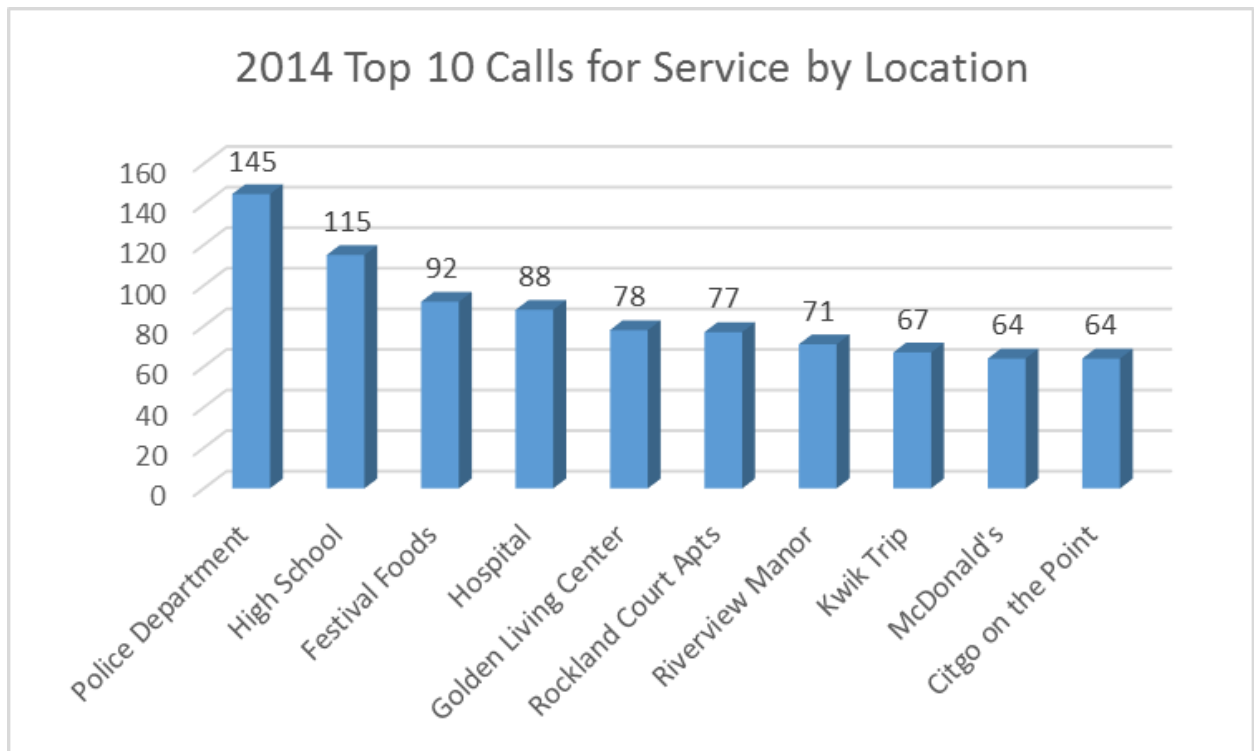
The significance of this chart is that it allows the department to focus on days of the week where more visibility and presence is needed based on past call volume and needs. This will help focus resources on traditionally busier days of the week.

Dispatched Calls for Service by Time of Day and Shift (10,799)



Dispatched calls for service decreased 9% from 2013 to 2014. The peak times were from 3-9 PM where we saw 4546 calls for service and 11AM -1 PM where we saw 1527 calls for service. The Afternoon Shift saw the greatest volume of calls with 5039, which represents 47% of the total calls for service during 2014. The distribution of calls for service validates our distribution of police officers with the AM and PM overlap shifts. The AM overlap shift works from 10:45 AM to 6:45 PM and the PM overlap shift works from 6:45pm PM to 2:45 AM. This overlap provides the greatest amount of coverage at the needed times.

Top 10 Calls for Service by Location



The “Calls for Service by Location” chart above lists the 10 locations that Fort Atkinson Police Officers were dispatched to most often in 2014. Below is a description of each location:

- 101 S. Water Street WI: Police Department (Walk-In Complaints)
- 925 Lexington Boulevard: Fort Atkinson High School
- 328 Washington Street: Festival Foods
- 611 Sherman Avenue East: Fort Memorial Hospital
- 430 Wilcox Street: Golden Living Center
- 915 South Main Street: Rockland Court Apartments
- 217 S. Water Street East : Riverview Manor
- 1565 Madison Avenue: Kwik Trip
- 225 North Main Street: Mc Donald’s Restaurant
- 342 Whitewater Avenue: Citgo on the Point

Community Outreach Programs & Initiatives

FORT FLEET WATCH



THIS CITY EMPLOYEE COMMUNICATES WITH
LAW ENFORCEMENT



Community Policing Team



Throughout 2014 the Police Department started laying the foundation to build a stronger involvement in the community. The purpose of these various outreach programs and initiatives is to educate the public on crime prevention. The programs are also focused on empowering citizens to stand up and stand beside law enforcement to help reduce crime in Fort Atkinson. In 2014 the agency was able to capitalize on relation building in the community by being more involved. Our current programs and initiatives include the below programs:

Safety City

DARE

Read with an Officer at the Public Library

Fort Fleet Watch

Oops! Card Initiative

Run, Hide, Fight



RUN > HIDE > FIGHT
>> SURVIVING AN ACTIVE SHOOTER EVENT

2015 and Beyond...

- We will develop and implement a proactive Nuisance Abatement Program initiative to reduce calls for service at locations that drain community resources in Fort Atkinson.
- We will continue to support and market Crime Stoppers so our citizens can anonymously and effectively report crimes which will allow citizens to safely help prevent, report, and solve crimes in Fort Atkinson alongside the police department.
- We will continue to expand on our efforts to address illegal drugs in our community through enforcement and education.
- We will continue to increase our participation with the Jefferson County Drug Task Force by providing personnel, equipment, and resources as they become available.
- We will continue to pursue alternate means of funding to include grants, multi-jurisdictional opportunities, and collaborative efforts with community stakeholders.
- We will continue to proactively implement Crime Prevention initiatives and Community Policing Programs to ensure our city is safe and its citizens are prepared to help law enforcement prevent crime and improve the quality of life in Fort Atkinson.
- We will continue a proactive stance and help abate public nuisances within the city in an effort to assist city officials in their mission to maintain a beautiful City.
- We will continue to maintain a high ethical standard in our service to the community and will publically renew our Law Enforcement Oath of Honor to remind us of our obligations as police officers for the City of Fort Atkinson.

Fort Atkinson Police Department

Mission

To professionally and effectively work in partnership with our community to protect life, property and order.

Vision

The safest community in Wisconsin to live, work and visit

Shared Values

The members of the Fort Atkinson Police Department value:

Honesty Respect Professionalism Accountability
Integrity Teamwork Competence
Honor Character
Service to Community

Motto

Focused

Community Focused

Team Focused

Service Focused

101 S. Water St. W

Fort Atkinson, WI 53538

<http://www.fortatkinsonwi.net/departments/police.htm>

